

RSE – YEAR ON A PAGE

WHOLE SCHOOL

		Reception	Year One	Year Two	Year Three	Year Four	Year Five	Year Six
Topics	Term 1	Myself and Others	Myself and Others	Differences: Boys and girls	Looking after the body	Growing and Changing	Talking about puberty	Building good relationships
		Likes and Dislikes	Body Parts	Differences: Male and Female	Challenging Gender Stereotypes	Body changes	Becoming men and women	Safe Relationships
	Term 2	Family Networks	Family	Naming Body Parts	Differences: Male and Female	What is puberty?	Puberty and hygiene	Physical and emotional changes during puberty
		Similarities and Differences	Family -same but different	Making Choices	Family Differences	Thinking, feeling, doing – changing relationships	Emotional changes we experience in puberty	Being a parent
	Term 3	Body Awareness	Friendships	Everybody needs caring for	Decision Making	Assertiveness	Professionals who provide support to families	Your questions answered
		Hygiene	Choices	Looking after the body	Safety	Your questions answered	Building good relationships	Aspirations for the future



YEAR 3






Children learn about RSE as part of their Science and Personal Social and Health education. RSE is not isolated but taught within the framework of caring relationship, families, friends, values and responsibility. A whole range of teaching approaches are used which will allow children to learn in a caring and sensitive way. Teachers are sensitive to religious, cultural and family values and ensure that all children's backgrounds and experiences are recognised and valued. The scheme of work is progressive and the learning in each year group builds on previous learning.

At the end of this scheme of work pupils will be able to express their opinions in debates, as well as recognise unsafe situations and be able to protect themselves and know who to ask for help and support.

Topic					
Term 1		Term 2		Term 3	
Looking after the body	Challenging Gender Stereotypes	Differences: Male and Female	Family Differences	Decision Making	Safety

Please note:

- Correct vocabulary will be taught for body parts. This ensures universal understanding, clarity, respect and courtesy
- In KS2 some classes may be delivered single sex groups
- Classes will establish a set of agreed ground rules to be followed during RSE lessons
- We use story books as a way of starting discussions and helping children share ideas, a selection of the books we use in this year are:

Year Three	1	2	3	4	5
Book Title	Big Bob, Little Bob by James Howe	This is our house by Michael Rosen	Two Monsters by David McKee	The Hueys in the New Jumper by Oliver Jeffers	Beegu by Alexis Deacon
					
Theme	Having an opinion	Bullying/discrimination	Problem Solving	Be yourself/ self esteem	Bullying, isolation
Learning Objective	To use my pupil voice	To understand what discrimination means	To find a solution to a problem	Use strategies to help someone who feels different	To be welcoming