












Year Reception Home Learning Grid – 6th July 2020 – Under the sea!

Maths	<p>Make some (up to 20) fish from different coloured paper and some blue paper for sea. If you have 4 fish in the sea and 3 more get in how many do you have altogether? 10 fish are happily swimming and 3 go home, how many are left swimming? Use your fish to practise adding and subtracting questions like these.</p>	<p>For a challenge with your adding and subtracting have a go at writing the number sentence to go with the questions: 4+3= 10-3= Can you write some number sentences for your grown up to have a go at?</p>	<p>Use your coloured fish to have a go at making a pattern  Can you use 4 colours? What other patterns can you make? </p>	<p>Make your very own Under the sea scene! (this is just an example!) </p>
	<p>Build on your knowledge of halving from last time and have a go at this online lesson. https://classroom.thenational.academy/lessons/understanding-the-concept-of-half-479f36 Then ask your grown up to make some other halving and doubling questions for you to try. I have 10 shells, I give half to the red fish and half to the blue fish. How many will they each get? I have 4 flags for my sandcastle and my friend has double the number I have. How many flags does my friend have? What's double 4?</p>	<p>Make some sea weed for your Under the sea scene. Make your seaweed different lengths and talk to your grown up about the length of the pieces. If you have a ruler or cubes at home you could try to measure the seaweed in cms or cubes.</p>	<p>Then talk to your grown up about the position of the different creatures and items. Try to use the words: behind, next to, under, between, in front, on The green fish is between the pink and yellow fish.</p>	
English	<p>Watch and listen to these stories on youtube about 'Under the sea' https://www.youtube.com/watch?v=Nb2mslQo6TI – Rainbow fish https://www.youtube.com/watch?v=5yQPrudTjM – Barry the fish with fingers! https://www.youtube.com/watch?v=6KuSl9eXgpk – Sharing a shell</p>	<p>Go online using your tablet, phone, mobile and play some of the phonics game. What new game will you play this time? Have a go at some Phase 4 games if you would like a challenge! https://www.phonicsplay.co.uk/ username: march20 password: home</p>	<p>Talk to your grown up about the Under the sea stories you have heard. What was your favourite part? Why? What characters were in the story? How did the characters feel? What didn't you like about the story?</p>	<p>Continue practise your rhyming words by having a go at thinking of rhyming words for these sea words: sand, shell, fish, sea, fin ray</p> <p style="text-align: center;">Under the Sea Rhyming Words</p> <div style="display: flex; justify-content: space-around;"> <div style="text-align: center;">  fish _____ _____ _____ fin _____ _____ </div> <div style="text-align: center;">  shell _____ _____ _____ </div> <div style="text-align: center;">  sea _____ _____ _____ </div> </div> <div style="display: flex; justify-content: center; margin-top: 10px;">  </div> <div style="display: flex; justify-content: space-around; margin-top: 10px;"> <div style="text-align: center;"> ray _____ _____ _____ </div> </div>
	<p>Continue this Talk 4 Writing Reception unit. Work through the activities together and have fun! https://www.talk4writing.com/wp-content/uploads/2020/06/R-Maxs-Jungle.pdf</p>	<p>Choose your favourite Under the sea story and write a sentence or 2 about your favourite picture in the book. What can you see? What are the characters doing?</p>		



Year Reception Home Learning Grid – 6th July 2020 – Under the sea!

Curriculum/ Science	<p>Have a go at salt dough and make some star fish.</p>  <p>A starfish has 5 arms how many arms will 2 starfish have altogether? Can you practise counting the starfish arms in 5's? 5,10,15...</p>	<p>Watch this Cbeebies clip about an Under the sea song: https://www.bbc.co.uk/cbeebies/watch/magic-door-under-the-sea</p> <p>Have a go and learn the moves to the Under the sea song and join in</p>	<p>Learn about sea creatures with this video: https://www.bbc.co.uk/programmes/p01114gy</p> <p>Find out 3 facts about sea creatures and make a poster to share your facts. What do they look like? What do they eat? Can you find an amazing fact about them?</p>	<p>Have a look around your home and find 2 things that you think will float and 2 things that you think will sink. Ask a grown up to help you test to see if you are right.</p>
	<p>Use paper plates to create different sea creatures!</p> 	<p>Imagine you have found a magic shell! You can have one wish. Draw a picture and write a sentence about what your one wish would be.</p>	<p>Try to do these things every day: Don't forget to read every day and update your Reading Diary. This could include reading the news, fiction, magazines, non-fiction.</p>	